

DAILY BULLETIN

No. 1

Palarong Pambansa 2011



High School Boys' Division

Dapitan City

9 May 2011



www.pinoyspikers.com



Match: 1 **Date:** 5/9/2015 **Spectators:** 0
City: Dipolog
Hall: Estaka Central School
Match duration: Start: 7:30

Teams	Sets	1	2	3	4	5	Total
CAR	2	25	25	25			75
CRG	1	14	27	19			60
Set duration							

Referees:

CAR • CAR		1	2	3	4	5	Pts
1	L MOLINA MELCHOR			L			
2	MILET JADWAY	■	■	■			6
3	EKMAN NOVIYON						
4	MATEO KEVIN	■	■	■			6
5	MIGUEL MARK LLOYD	■	■	■			7
6	RULLODA CLINTON	■	■	■			4
7	L SOTERO CLARK		L	L			
8	ALI RASUL	■	■	■			2
9	SOLTERO JERIC	■	■	■			17
10	SITENG JERALD						
11	BOLINAO ARTHUR JR.						
12	ROSETE KURL					□	
Coach:							
Assistant:							

CRG • Reg XIII-CARAGA		1	2	3	4	5	Pts
1	TARE Elmar						
2	PARILLA Joel		□	□	■		4
3	JORDAN Ron Julian	■	■	■			12
4	BAKIL Shier Khan	■	■				1
5	MASECAMPO John Patrick	■	■	■			4
6	SANCHEZ Stephen John	■	■	■			9
7	ESTOQUE Joemar Jay		□				1
9	MILVAR Eliasse Jason						
10	NUNEZ Rod Michael				□		1
11	ABIS Gilbert	■	■	■			4
12	REIN Emmanuel	■	■	■			7
Coach:							
Assistant:							

TEAMS AND PLAYERS PERFORMANCES

Won Pts	Total Atts	No Name
31	85	Total Team
14	29	9 SOLTERO JERIC
6	19	4 MATEO KEVIN
10	36	Total Team
3	12	6 RULLODA CLINTON
3	7	9 SOLTERO JERIC
1	64	Total Team
1	10	5 MIGUEL MARK LLOYD
22		Total Team
64	185	Total Team
17	43	9 SOLTERO JERIC

Scoring Skills
Spike
Block
Serve
Opp. error
Total

Won Pts	Total Atts	No Name
26	82	Total Team
8	24	6 SANCHEZ Stephen John
5	13	12 REIN Emmanuel
11	42	Total Team
7	19	3 JORDAN Ron Julian
2	4	12 REIN Emmanuel
6	51	Total Team
3	9	5 MASECAMPO John Patrick
1	8	3 JORDAN Ron Julian
8		Total Team
51	175	Total Team
12	42	3 JORDAN Ron Julian

Best Scorer

Excellent	Total Atts	No Name
6	81	Total Team
3	16	2 MILET JADWAY
1	10	5 MIGUEL MARK LLOYD
8	72	Total Team
8	65	8 ALI RASUL
3	51	Total Team
2	16	6 RULLODA CLINTON
1	11	9 SOLTERO JERIC

Non scoring Skills
Dig
Set
Reception
Success - Faults
Attempts

Excellent	Total Atts	No Name
3	96	Total Team
1	11	12 REIN Emmanuel
1	12	3 JORDAN Ron Julian
2	81	Total Team
2	61	5 MASECAMPO John Patrick
0	61	Total Team

■ Starting line-up Pts = Points scored [nn] = Captain
□ Substitute Atts = Attempts L = Libero
Opp = Opponent



Match: 2 **Date:** 5/9/2011 **Spectators:** 0
City: Dipolog
Hall: Estaka Central School
Match duration: Start: 8:30

Teams	Sets	1	2	3	4	5	Total
WVR	2	25	28	25			78
CAV	1	27	26	21			74
Set duration							

Referees:

WVR • Reg VI-WVRRAA		1	2	3	4	5	Pts
1	SANTACERA Bjarnece	■	■	■			7
2	ESTILLER John Ray	■	■	■			1
4	BUENAVENTURA Ervin Clyde	■	■	■			17
5	BACTOL Kim Adrian	■	■	■			8
7	ABELLON John Lester						
8	ZAMORA Jhon						
9	CELESTIAL Mark Alexander				□		
12	YU Hans Erich				□		
14	L SABIDONG Dee John		L	L	L		
15	NISOL Jerald	■	■	■			9
17	FAUSTINO Jose	■	■	■			7
18	MALOR O						

Coach:
Assistant:

CAV • Reg II-CAVRAA		1	2	3	4	5	Pts
1	RAMOS Bernardo	■	■	■			5
2	VILLAFLORES Mark Eden						
3	BAYSAC Ruben	■	■	■			11
4	MIGOTE Arvin						
5	DELA CRUZ Rodirick	■	■	■			1
6	PADILLA Kennete	■	■	■			9
7	L ALCAIDE Ian		L	L	L		
8	MATAMMU Ariel						
9	MALENAB Joshua	■	■	■			8
10	LUNA Joven	■	■	■			4
11	AGTARAP ANGELITO						
12	L SAGADRACA JEDRICK						

Coach:
Assistant:

TEAMS AND PLAYERS PERFORMANCES

Won Pts	Total Atts	No Name
33	91	Total Team
12	23	4 BUENAVENTURA Ervin
7	26	5 BACTOL Kim Adrian
12	46	Total Team
4	14	15 NISOL Jerald
3	12	1 SANTACERA Bjarnece
4	78	Total Team
4	16	4 BUENAVENTURA Ervin
29		Total Team
78	215	Total Team
17	43	4 BUENAVENTURA Ervin

Scoring Skills
Spike
Block
Serve
Opp. error
Total

Won Pts	Total Atts	No Name
27	78	Total Team
8	22	6 PADILLA Kennete
7	14	3 BAYSAC Ruben
11	32	Total Team
4	8	3 BAYSAC Ruben
3	7	10 LUNA Joven
0	75	Total Team
35		Total Team
73	185	Total Team
11	35	3 BAYSAC Ruben

Best Scorer

Excellent	Total Atts	No Name
9	83	Total Team
3	20	14 SABIDONG Dee John
2	5	1 SANTACERA Bjarnece
6	94	Total Team
6	84	2 ESTILLER John Ray
3	66	Total Team
2	14	5 BACTOL Kim Adrian
1	28	14 SABIDONG Dee John

Non scoring Skills
Dig
Set
Reception
Success - Faults
Attempts

Excellent	Total Atts	No Name
1	85	Total Team
1	12	5 DELA CRUZ Rodirick
4	87	Total Team
4	71	5 DELA CRUZ Rodirick
5	71	Total Team
2	13	9 MALENAB Joshua
1	14	6 PADILLA Kennete

■ Starting line-up Pts = Points scored [nn] = Captain
□ Substitute Atts = Attempts L = Libero
Opp = Opponent



Match: 3 **Date:** 5/9/2011 **Spectators:** 0
City: Dipolog
Hall: Estaka Central School
Match duration: Start: 9:30

Teams	Sets	1	2	3	4	5	Total
DAV	1	25	24	13			62
CLR	2	17	26	25			68
Set duration							

Referees:

DAV • Reg XI-DAVRAA		1	2	3	4	5	Pts
1	L ESCOSIA Antoine		L		L		
2	SARTE Calvin			■	■		1
3	PAGAS Jamel		■	■	■		4
4	RUELA Ralph		■	■	■		2
5	BALBON Cris						
6	NARSOLIS Mark		■	■			2
7	GILBUENA Hachaliah		■		■		4
8	DEMETERIO Reymark				■		
9	ARBES Francis				■		
10	GOLOSINO Rene		■	■	■		9
11	FELECIO Robert		■	■	■		3
14	POLICARPIO Wilburd				■		
Coach:							
Assistant:							

CLR • Reg III-CLRAA		1	2	3	4	5	Pts
2	CRISOSTOMO Leandro		■	■	■		9
3	L EVANGELISTA Ben		L	■			4
4	DELONIA Jayrome		■	■	■		6
5	BUSCAYNO Mark		■	■	■		4
6	SUDARIA Michael		■	■	■		8
7	AGALA John						
8	MARANAN Nicko						
9	YUMANG Ranier		■	■	■		4
10	L SALADANAN Roljohn			■	L		4
11	SABITSANA James			■			1
12	SANTOS Fredick		■		■		
Coach:							
Assistant:							

TEAMS AND PLAYERS PERFORMANCES

Won Pts	Total Atts	No Name
20	58	Total Team
9	14	10 GOLOSINO Rene
4	11	3 PAGAS Jamel
3	12	Total Team
1	1	6 NARSOLIS Mark
1	2	11 FELECIO Robert
2	38	Total Team
1	7	4 RUELA Ralph
1	4	7 GILBUENA Hachaliah
13		Total Team
38	108	Total Team

9	20	10 GOLOSINO Rene
---	----	------------------

Scoring Skills
Spike
Block
Serve
Opp. error
Total

Best Scorer

Won Pts	Total Atts	No Name
27	85	Total Team
6	11	2 CRISOSTOMO Leandro
5	20	6 SUDARIA Michael
12	35	Total Team
3	5	6 SUDARIA Michael
3	9	2 CRISOSTOMO Leandro
1	64	Total Team
1	12	4 DELONIA Jayrome
22		Total Team
62	184	Total Team

9	30	2 CRISOSTOMO Leandro
---	----	----------------------

Excellent	Total Atts	No Name
5	61	Total Team
3	10	11 FELECIO Robert
1	3	3 PAGAS Jamel
10	56	Total Team
10	46	4 RUELA Ralph
7	41	Total Team
3	14	1 ESCOSIA Antoine
1	5	3 PAGAS Jamel

Non scoring Skills
Dig
Set
Reception
Success - Faults
Attempts

Excellent	Total Atts	No Name
2	77	Total Team
1	16	6 SUDARIA Michael
1	8	3 EVANGELISTA Ben
1	85	Total Team
1	51	12 SANTOS Fredick
0	63	Total Team

■ Starting line-up Pts = Points scored [nn] = Captain
□ Substitute Atts = Attempts L = Libero
Opp = Opponent



Match: 4 **Date:** 5/9/2011 **Spectators:** 0
City: Dipolog
Hall: Estaka Central School
Match duration: **Start:** 10:30

Teams	Sets	1	2	3	4	5	Total
NCR	2	18	25	25			68
ARM	1	25	13	16			54
Set duration							

Referees:

NCR • NCR		1	2	3	4	5	Pts
1	CAPAL ELDRIGE						
2	DACLES ARGIE						2
3	L DE DIOS DARREN	L	L				1
4	LUNA LORD						5
5	ASIA GEUEL						
6	BANTOLINO GARY DAVIES						
7	CAMPOSANO EDWARD						9
8	MANUEL CARL MICHAEL						2
9	PANGAN MARK CARLO						2
10	RELCOPAN KIM REGINALD						15
11	ROQUE KARL JUSTINE						
12	TORRES ANGELO						6

Coach:
Assistant:

ARM • ARMM		1	2	3	4	5	Pts
1	SARIPUDDIN ALKINO						1
2	MEDINO ROLDAN JR.						6
3	ABDUHAJAN JUL						7
4	ALAM BENJIE						
5	KASIM ADZWAN						
6	SALA RUDIMAR						1
7	MANIGOS DOMINIC						
8	GARCIA JOSEPH EDWIN						3
9	GAMPONG MADZLAN						6
10	ISMAN FAUZL						4
11	L JULHAJI ADRIAN	L	L	L			
12	ARIAS MARK GLENNOM						

Coach:
Assistant:

TEAMS AND PLAYERS PERFORMANCES

Won Pts	Total Atts	No Name
28	66	Total Team
8	9	10 RELCOPAN KIM
5	5	12 TORRES ANGELO
7	25	Total Team
4	8	10 RELCOPAN KIM
1	1	2 DACLES ARGIE
7	64	Total Team
4	15	7 CAMPOSANO EDWARD
3	13	10 RELCOPAN KIM
24		Total Team
66	155	Total Team
15	30	10 RELCOPAN KIM

Scoring Skills
Spike
Block
Serve
Opp. error
Total

Won Pts	Total Atts	No Name
20	57	Total Team
6	13	9 GAMPONG MADZLAN
5	17	3 ABDUHAJAN JUL
6	22	Total Team
2	4	2 MEDINO ROLDAN JR.
2	4	3 ABDUHAJAN JUL
2	46	Total Team
2	4	10 ISMAN FAUZL
17		Total Team
45	125	Total Team
7	29	3 ABDUHAJAN JUL

Best Scorer

Excellent	Total Atts	No Name
5	72	Total Team
4	15	3 DE DIOS DARREN
1	11	7 CAMPOSANO EDWARD
10	61	Total Team
7	47	2 DACLES ARGIE
10	48	Total Team
3	6	9 PANGAN MARK CARLO
1	5	7 CAMPOSANO EDWARD

Non scoring Skills
Dig
Set
Reception
Success - Faults
Attempts

Excellent	Total Atts	No Name
0	61	Total Team
5	48	Total Team
5	42	1 SARIPUDDIN ALKINO
3	48	Total Team

■ Starting line-up Pts = Points scored [nn] = Captain
□ Substitute Atts = Attempts L = Libero
Opp = Opponent



Match: 5 **Date:** 5/9/2011 **Spectators:** 0
City: Dipolog
Hall: Estaka Central School
Match duration: **Start:** 11:30

Teams	Sets	1	2	3	4	5	Total
CVI	2	25	25				50
MIM	0	16	12				28
Set duration							

Referees:

CVI • Reg VII-CVIRAA		1	2	3	4	5	Pts
1	BELEN JERSON OWEN	■	■				4
2	IMPERIAL JASON KENT	□	□				1
3	GO MIKE ARDEL			□			1
4	LARANAN RENAN	■	■				4
7	CANETE RAYMART NINO	■	■				2
8	GESIM KENNETH			□			
9	ROCAMORA MARK JOSEPH	■	■				12
11	MAURO HAROLD GLENN	■	■				5
12	AGUI ELCID			□			1
14	GAIRANOD ALASTAIR IAN	■	■				4
18 L	VILLAFLO JUNE PATRICK	L	L				1

Coach:
Assistant:

MIM • Reg IVB-MIMAROPA		1	2	3	4	5	Pts
1 L	BELOSTRINO KARLO		L	L			
2	DAQUER NAZARIO	■	■				1
3	HASIM ALWIN	□	■				
4	HALIE REXSON	■	■				6
5	PASCUAL ANJO						
6	CASTEL BONJOMAR	■	■				3
7	CACAL BERWYN	■	■				2
8	AMLAIN SADEN	■					1
9	TAPALLA JETHRO KEITH			■			1
10	DEL MUNDO MARLON		■				
11	ABADA JEROME						
12 L	ALVAREZ MARK ANTHONY						

Coach:
Assistant:

TEAMS AND PLAYERS PERFORMANCES

Won Pts	Total Atts	No Name
22	45	Total Team
7	10	9 ROCAMORA MARK
3	12	14 GAIRANOD ALASTAIR
8	23	Total Team
3	5	11 MAURO HAROLD GLENN
1	2	9 ROCAMORA MARK
5	46	Total Team
4	9	9 ROCAMORA MARK
1	2	3 GO MIKE ARDEL
15		Total Team
50	114	Total Team

12	21	9 ROCAMORA MARK
----	----	-----------------

Scoring Skills
Spike
Block
Serve
Opp. error
Total

Best Scorer

Won Pts	Total Atts	No Name
11	42	Total Team
5	11	4 HALIE REXSON
2	6	7 CACAL BERWYN
2	22	Total Team
2	6	6 CASTEL BONJOMAR
1	29	Total Team
1	6	4 HALIE REXSON
14		Total Team
28	93	Total Team

6	22	4 HALIE REXSON
---	----	----------------

Excellent	Total Atts	No Name
3	31	Total Team
1	3	7 CANETE RAYMART NINO
1	6	18 VILLAFLO JUNE
1	39	Total Team
1	24	4 LARANAN RENAN
1	26	Total Team
1	10	18 VILLAFLO JUNE

Non scoring Skills
Dig
Set
Reception
Success - Faults
Attempts

Excellent	Total Atts	No Name
3	40	Total Team
1	9	4 HALIE REXSON
1	7	2 DAQUER NAZARIO
1	43	Total Team
1	20	8 AMLAIN SADEN
5	43	Total Team
3	15	4 HALIE REXSON

■ Starting line-up Pts = Points scored [nn] = Captain
□ Substitute Atts = Attempts L = Libero
Opp = Opponent



Match: 6 **Date:** 5/9/2011 **Spectators:** 0
City: Dipolog
Hall: Estaka Central School
Match duration: **Start:** 14:00

Teams	Sets	1	2	3	4	5	Total
IRA	0	23	12				35
NMR	2	25	25				50
Set duration							

Referees:

IRA • Reg I-IRAA		1	2	3	4	5	Pts
1	CASILI Mark Joseph	■	■				1
2	MARGATE Gene Lucky						
3	SORIANO Sonny						
4	CATABAY Dann Giovanni	■	■				8
5	CUSTODIO Elbert Emil						
6	BAUTISTA Raymond	■	■				6
7	RAMOS John Mc Kenly	■	■				6
8	ABARABAR Donald	■	■				2
9	VALERIANO Jayson	■	■				2
10	CAMBA Vico Dionil						
11	SUAREZ Carl Vincent						
12	L DE VERA Fritz	L	L				
Coach:							
Assistant:							

NMR • Reg X-NMRAA		1	2	3	4	5	Pts
2	ETRONE RACMADE						
3	WOO REYMARK						
4	L LIDANGAN JUNAID			L	L		
5	OLASIMAN MARLON	■	■				4
6	LUSTRE RICKY JOHN						
7	DELA CRUZ NINO	■	■				8
9	MAGPULONG JAMES	■	■				10
10	MICULOB ARJAY	■	■				2
12	ROA JOSHUA						
15	DINOY EDELBERTO	■	■				7
17	DUMAGO LARRY JAY	■	■				3
18	SUBRADO NOVEDDY						
Coach:							
Assistant:							

TEAMS AND PLAYERS PERFORMANCES

Won Pts	Total Atts	No Name
19	61	Total Team
7	20	4 CATABAY Dann Giovanni
5	11	7 RAMOS John Mc Kenly
3	13	Total Team
3	4	6 BAUTISTA Raymond
3	36	Total Team
1	10	6 BAUTISTA Raymond
1	7	4 CATABAY Dann Giovanni
10		Total Team
35	110	Total Team

Scoring Skills
Spike
Block
Serve
Opp. error
Total

Won Pts	Total Atts	No Name
22	42	Total Team
8	12	9 MAGPULONG JAMES
5	7	15 DINOY EDELBERTO
10	28	Total Team
4	8	7 DELA CRUZ NINO
2	3	9 MAGPULONG JAMES
2	47	Total Team
1	12	15 DINOY EDELBERTO
1	9	7 DELA CRUZ NINO
14		Total Team
48	117	Total Team

8	28	4 CATABAY Dann Giovanni
---	----	-------------------------

Best Scorer

10	22	9 MAGPULONG JAMES
----	----	-------------------

Excellent	Total Atts	No Name
0	45	Total Team
0	56	Total Team
0	47	Total Team

Non scoring Skills
Dig
Set
Reception Success - Faults # Attempts

Excellent	Total Atts	No Name
1	43	Total Team
1	5	9 MAGPULONG JAMES
0	37	Total Team
0	30	Total Team

■ Starting line-up Pts = Points scored [nn] = Captain
□ Substitute Atts = Attempts L = Libero
Opp = Opponent



Match: 8 **Date:** 5/9/2011 **Spectators:** 0
City: Dipolog
Hall: Estaka Central School
Match duration: **Start:** 3:00

Teams	Sets	1	2	3	4	5	Total
CLR	2	25	19	25			69
ZPR	1	19	25	23			67
Set duration							

Referees:

CLR • Reg III-CLRAA		1	2	3	4	5	Pts
2	CRISOSTOMO Leandro	■	■	■			8
3 L	EVANGELISTA Ben						
4	DELONIA Jayrome	■	■	■			8
5	BUSCAYNO Mark	■	■	■			7
6	SUDARIA Michael	■	■	■			8
7	AGALA John						
8	MARANAN Nicko						
9	YUMANG Ranier	■	■	■			16
10 L	SALADANAN Roljohn	L	L	L			
11	SABITSANA James						
12	SANTOS Fredick	■	■	■			1
Coach:							
Assistant:							

ZPR • Reg IX-ZPRAA		1	2	3	4	5	Pts
1	MUSALLAIN HASSAN	■	■	■			12
2 L	BALADD JANH	L	L				1
3 L	GARCIA RONEN			L	L		
4	ARCAYA JOHN BENEDICT						
5	COLEGIO RUDY	■	■	■			11
6	PATROCENIO PAUL BRYAN	□	□	■			3
7	QUINON MARJUN						
8	GABATO JESUS						
9	SARITA LLOYD	■	■	■			5
10	HUSSIN HJI. ABDULWAHAB	■	■	□			2
11	CASANARES TOMMY	■	■	■			6
12	MONTEMAYOR JOHN CHARLIE	■	■	■			6
Coach:							
Assistant:							

TEAMS AND PLAYERS PERFORMANCES

Won Pts	Total Atts	No Name
38	97	Total Team
16	35	9 YUMANG Ranier
7	22	6 SUDARIA Michael
8	33	Total Team
5	10	2 CRISOSTOMO Leandro
2	5	4 DELONIA Jayrome
2	69	Total Team
1	11	6 SUDARIA Michael
1	9	12 SANTOS Fredick
22		Total Team
70	199	Total Team

16	50	9 YUMANG Ranier
----	----	-----------------

Excellent	Total Atts	No Name
4	104	Total Team
2	15	9 YUMANG Ranier
1	19	12 SANTOS Fredick
2	94	Total Team
2	78	12 SANTOS Fredick
0	66	Total Team

Scoring Skills
Spike
Block
Serve
Opp. error
Total

Best Scorer

Non scoring Skills
Dig
Set
Reception
Success - Faults
Attempts

Won Pts	Total Atts	No Name
41	97	Total Team
11	16	5 COLEGIO RUDY
8	16	1 MUSALLAIN HASSAN
4	39	Total Team
3	10	1 MUSALLAIN HASSAN
1	5	9 SARITA LLOYD
1	68	Total Team
1	12	1 MUSALLAIN HASSAN
20		Total Team
66	204	Total Team

12	38	1 MUSALLAIN HASSAN
----	----	--------------------

Excellent	Total Atts	No Name
4	104	Total Team
2	25	11 CASANARES TOMMY
1	14	6 PATROCENIO PAUL
2	88	Total Team
1	3	6 PATROCENIO PAUL
0	63	Total Team

■ Starting line-up Pts = Points scored [nn] = Captain
□ Substitute Atts = Attempts L = Libero
Opp = Opponent



Match: 9 **Date:** 5/9/2011 **Spectators:** 0
City: Dipolog
Hall: Estaka Central School
Match duration: Start: 4:00

Teams	Sets	1	2	3	4	5	Total
CAL	2	25	25				50
EVR	0	18	20				38
Set duration							

Referees:

CAL • Reg IVa-CALABARZON		1	2	3	4	5	Pts
1	ATIENZA Jello	■	■				5
2	ENCISO Mark Christian	■	■				5
3	DESUYO John Carlo						
4	SANCHEZ Marcelo Jr.	■	■				3
5	DOMINGO Lexter Allan						
6	MANGULABNAN Vincent Raphael	■	■				7
7	DURAN John Kenneth						
8 L	BELTRAN Warren Vincent	L	L				
9	MASCARINAS Alfie	■	■				5
10	MANDRIZA Elmor Jr.						
11	ALBORO Fernando	■	■				7
12	MONTOYA Alfred Benedict						

Coach:
Assistant:

EVR • Reg VIII-EVRAA		1	2	3	4	5	Pts
2	BAGARES ADAM NOEL						
3	SOLIVA JAN MONIC	■	■				4
6	LAJARA KAMIN VON ERNESTO						
8	OBEDA HAROLD	■	■				4
9	BRUN ANTHONY KENT	■	■				2
10	TORRES ANGEL JR.	■	■				4
11 L	TOGONON KIEFFER JAPETH	L	L				
13	BADILLA BEN GABRIEL	■	■				4
14	PATEO JERRY JR.						
16	BAJEN RENZO ADRIAN						
17	GUIBAO JOSHUA						
18	GLOVA CHRISTIAN NEIL	■	■				

Coach:
Assistant:

TEAMS AND PLAYERS PERFORMANCES

Won Pts	Total Atts	No Name
24	61	Total Team
6	14	11 ALBORO Fernando
4	12	9 MASCARINAS Alfie
5	27	Total Team
2	6	6 MANGULABNAN Vincent
1	6	2 ENCISO Mark Christian
3	49	Total Team
2	15	6 MANGULABNAN Vincent
1	6	11 ALBORO Fernando
18		Total Team
50	137	Total Team

7	27	6 MANGULABNAN Vincent
---	----	-----------------------

Scoring Skills
Spike
Block
Serve
Opp. error
Total

Best Scorer

Won Pts	Total Atts	No Name
14	53	Total Team
4	15	13 BADILLA BEN GABRIEL
4	10	3 SOLIVA JAN MONIC
4	25	Total Team
3	11	10 TORRES ANGEL JR.
1	5	8 OBEDA HAROLD
0	37	Total Team
18		Total Team
36	115	Total Team

4	20	3 SOLIVA JAN MONIC
---	----	--------------------

Excellent	Total Atts	No Name
4	53	Total Team
2	10	9 MASCARINAS Alfie
1	6	8 BELTRAN Warren Vincent
9	52	Total Team
9	50	6 MANGULABNAN Vincent
3	33	Total Team
2	7	4 SANCHEZ Marcelo Jr.
1	6	2 ENCISO Mark Christian

Non scoring Skills
Dig
Set
Reception
Success - Faults
Attempts

Excellent	Total Atts	No Name
3	48	Total Team
2	17	11 TOGONON KIEFFER
1	4	9 BRUN ANTHONY KENT
1	44	Total Team
1	42	18 GLOVA CHRISTIAN NEIL
1	43	Total Team
1	21	11 TOGONON KIEFFER

■ Starting line-up Pts = Points scored [nn] = Captain
□ Substitute Atts = Attempts L = Libero
Opp = Opponent



MATCH RESULTS

Preliminaries (Group A)

No	Date	Teams	Set	Result per set (points)					Total Points	Time	Spectators
				1	2	3	4	5			
1	5/9/2015	CAR - CRG		25-14	25-27	25-19			75- 60		
2	5/9/2011	WVR - CAV		25-27	28-26	25-21			78- 74		

Preliminaries (Group B)

No	Date	Teams	Set	Result per set (points)					Total Points	Time	Spectators
				1	2	3	4	5			
4	5/9/2011	NCR - ARM		18-25	25-13	25-16			68- 54		
5	5/9/2011	CVI - MIM		25-16	25-12				50- 28		

Preliminaries (Group C)

No	Date	Teams	Set	Result per set (points)					Total Points	Time	Spectators
				1	2	3	4	5			
3	5/9/2011	DAV - CLR		25-17	24-26	13-25			62- 68		
8	5/9/2011	CLR - ZPR		25-19	19-25	25-23			69- 67		
9	5/9/2011	CAL - EVR		25-18	25-20				50- 38		

Preliminaries (Group D)

No	Date	Teams	Set	Result per set (points)					Total Points	Time	Spectators
				1	2	3	4	5			
6	5/9/2011	IRA - NMR		23-25	12-25				35- 50		

TEAM RANKING

Preliminaries (Group A)

Rank	Code	Country	Matches				Sets			Points		
			Total	Won	Lost	Pts	Won	Lost	Ratio	Won	Lost	Ratio
1	WVR	Reg VI-WVRAA	1	1	0	2	2	1	2.000	78	74	1.054
2	CAV	Reg II-CAVRAA	1	0	1	1	1	2	0.500	74	78	0.949
3	CAR	CAR	0	0	0	0	0	0		0	0	
3	CRG	Reg XIII-CARAGA	0	0	0	0	0	0		0	0	

Preliminaries (Group B)

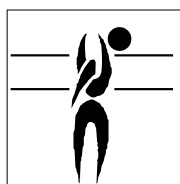
Rank	Code	Country	Matches				Sets			Points		
			Total	Won	Lost	Pts	Won	Lost	Ratio	Won	Lost	Ratio
1	CVI	Reg VII-CVIRAA	1	1	0	2	2	0	MAX	50	28	1.786
2	NCR	NCR	1	1	0	2	2	1	2.000	68	54	1.259
3	ARM	ARMM	1	0	1	1	1	2	0.500	54	68	0.794
4	MIM	Reg IVB-MIMAROPA	1	0	1	1	0	2		28	50	0.560

Preliminaries (Group C)

Rank	Code	Country	Matches				Sets			Points		
			Total	Won	Lost	Pts	Won	Lost	Ratio	Won	Lost	Ratio
1	CLR	Reg III-CLRAA	2	2	0	4	4	2	2.000	137	129	1.062
2	CAL	Reg IVa-CALABARZON	1	1	0	2	2	0	MAX	50	38	1.316
3	ZPR	Reg IX-ZPRAA	1	0	1	1	1	2	0.500	67	69	0.971
4	DAV	Reg XI-DAVRAA	1	0	1	1	1	2	0.500	62	68	0.912
5	EVR	Reg VIII-EVRAA	1	0	1	1	0	2		38	50	0.760

Preliminaries (Group D)

Rank	Code	Country	Matches				Sets			Points		
			Total	Won	Lost	Pts	Won	Lost	Ratio	Won	Lost	Ratio
1	NMR	Reg X-NMRAA	1	1	0	2	2	0	MAX	50	35	1.429
2	IRA	Reg I-IRAA	1	0	1	1	0	2		35	50	0.700
3	CRA	Reg XII-CRAA	0	0	0	0	0	0		0	0	
3	BRA	Reg V-BRAA	0	0	0	0	0	0		0	0	



Best Scorers

Rk	No	Name	Team	Spike	Block	Serve	Total
1	9	YUMANG Ranier	CLR	19	1	0	20
2	9	SOLTERO JERIC	CAR	14	3	0	17
2	4	BUENAVENTURA Ervin Clyde	WVR	12	1	4	17
2	2	CRISOSTOMO Leandro	CLR	9	8	0	17
5	6	SUDARIA Michael	CLR	12	3	1	16
6	10	RELCOPAN KIM REGINALD	NCR	8	4	3	15
7	4	DELONIA Jayrome	CLR	8	5	1	14
8	9	ROCAMORA MARK JOSEPH	CVI	7	1	4	12
8	1	MUSALLAIN HASSAN	ZPR	8	3	1	12
8	3	JORDAN Ron Julian	CRG	4	7	1	12
11	5	COLEGIO RUDY	ZPR	11	0	0	11
11	3	BAYSAC Ruben	CAV	7	4	0	11
11	5	BUSCAYNO Mark	CLR	9	2	0	11
14	9	MAGPULONG JAMES	NMR	8	2	0	10
15	10	GOLOSINO Rene	DAV	9	0	0	9
15	6	PADILLA Kennete	CAV	8	1	0	9
15	6	SANCHEZ Stephen John	CRG	8	0	1	9
15	15	NISOL Jerald	WVR	5	4	0	9
15	7	CAMPOSANO EDWARD	NCR	5	0	4	9
20	4	CATABAY Dann Giovanni	IRA	7	0	1	8
20	7	DELA CRUZ NINO	NMR	3	4	1	8
20	5	BACTOL Kim Adrian	WVR	7	1	0	8
20	9	MALENAB Joshua	CAV	6	2	0	8
24	11	ALBORO Fernando	CAL	6	0	1	7
24	15	DINOY EDELBERTO	NMR	5	1	1	7
24	6	MANGULABNAN Vincent Raphael	CAL	3	2	2	7
24	17	FAUSTINO Jose	WVR	5	2	0	7
24	12	REIN Emmanuel	CRG	5	2	0	7
24	3	ABDUHAJAN JUL	ARM	5	2	0	7
24	1	SANTACERA Bjarnece	WVR	4	3	0	7
24	5	MIGUEL MARK LLOYD	CAR	4	2	1	7
32	7	RAMOS John Mc Kenly	IRA	5	0	1	6
32	4	HALIE REXSON	MIM	5	0	1	6
32	6	BAUTISTA Raymond	IRA	2	3	1	6
32	11	CASANARES TOMMY	ZPR	6	0	0	6
32	12	MONTEMAYOR JOHN CHARLIE	ZPR	6	0	0	6
32	9	GAMPONG MADZLAN	ARM	6	0	0	6
32	4	MATEO KEVIN	CAR	6	0	0	6
32	12	TORRES ANGELO	NCR	5	1	0	6
32	2	MEDINO ROLDAN JR.	ARM	4	2	0	6
32	2	MILET JADWAY	CAR	4	2	0	6
42	1	ATIENZA Jello	CAL	4	1	0	5
42	2	ENCISO Mark Christian	CAL	4	1	0	5
42	9	MASCARINAS Alfie	CAL	4	1	0	5
42	11	MAURO HAROLD GLENN	CVI	2	3	0	5
42	1	RAMOS Bernardo	CAV	5	0	0	5
42	4	LUNA LORD	NCR	5	0	0	5
42	9	SARITA LLOYD	ZPR	4	1	0	5
49	3	SOLIVA JAN MONIC	EVR	4	0	0	4
49	13	BADILLA BEN GABRIEL	EVR	4	0	0	4
Total tournament				403	116	40	559

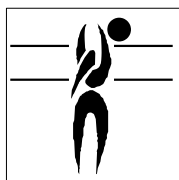




Best Spikers


Limit: 10.00%

Rk	No	Name	Team	Spikes	Faults	Shots	Total Attempts	Succ. %
1	10	RELCOPAN KIM REGINALD	NCR	8	-	1	9	88.89
2	15	DINOY EDELBERTO	NMR	5	1	1	7	71.43
3	9	ROCAMORA MARK JOSEPH	CVI	7	1	2	10	70.00
4	5	COLEGIO RUDY	ZPR	11	1	4	16	68.75
5	9	MAGPULONG JAMES	NMR	8	-	4	12	66.67
6	10	GOLOSINO Rene	DAV	9	2	3	14	64.29
7	4	LARANAN RENAN	CVI	3	1	1	5	60.00
8	4	BUENAVENTURA Ervin Clyde	WVR	12	6	5	23	52.17
9	2	MEDINO ROLDAN JR.	ARM	4	1	3	8	50.00
10	7	DELA CRUZ NINO	NMR	3	1	2	6	50.00
Total Tournament				403	250	447	1,100	36.64



Best Blockers

Rk	No	Name	Team	Kill Blocks	Faults	Rebounds	Total Attempts	Avg. by set
1	3	JORDAN Ron Julian	CRG	7	5	7	19	1.75
2	7	DELA CRUZ NINO	NMR	4	3	1	8	1.33
3	3	BAYSAC Ruben	CAV	4	-	4	8	1.00
3	6	BAUTISTA Raymond	IRA	3	-	1	4	1.00
5	10	RELCOPAN KIM REGINALD	NCR	4	1	3	8	1.00
6	15	NISOL Jerald	WVR	4	2	8	14	1.00
7	2	CRISOSTOMO Leandro	CLR	8	3	8	19	1.00
8	10	TORRES ANGEL JR.	EVR	3	2	6	11	1.00
9	11	MAURO HAROLD GLENN	CVI	3	1	1	5	1.00
10	1	MUSALLAIN HASSAN	ZPR	3	2	5	10	0.75
Total Tournament				116	128	216	460	4.00



Best Servers

Rk	No	Name	Team	Aces	Faults	Serve Hits	Total Attempts	Avg. by set
1	9	ROCAMORA MARK JOSEPH	CVI	4	1	4	9	1.33
2	4	BUENAVENTURA Ervin Clyde	WVR	4	1	11	16	1.00
3	7	CAMPOSANO EDWARD	NCR	4	3	8	15	1.00
4	5	MASECAMPO John Patrick	CRG	3	1	5	9	0.75
5	10	RELCOPAN KIM REGINALD	NCR	3	2	8	13	0.75
6	6	MANGULABNAN Vincent Raphael	CAL	2	-	13	15	0.67
7	10	ISMAN FAUZL	ARM	2	-	2	4	0.50
8	3	GO MIKE ARDEL	CVI	1	-	1	2	0.33
8	6	BAUTISTA Raymond	IRA	1	-	9	10	0.33
8	11	ALBORO Fernando	CAL	1	-	5	6	0.33
Total Tournament				40	64	757	861	1.38





Best Diggers

Rk	No	Name	Team	Digs	Faults	Receptions	Total Attempts	Avg. by set
1	3	DE DIOS DARREN	NCR	4	6	5	15	1.00
2	2	MILET JADWAY	CAR	3	3	10	16	0.75
3	11	FELECIO Robert	DAV	3	2	5	10	0.75
4	14	SABIDONG Dee John	WVR	3	5	12	20	0.75
5	9	MASCARINAS Alfie	CAL	2	1	7	10	0.67
6	11	TOGONON KIEFFER JAPETH	EVR	2	3	12	17	0.67
7	1	SANTACERA Bjarnece	WVR	2	-	3	5	0.50
8	15	NISOL Jerald	WVR	2	4	5	11	0.50
9	11	CASANARES TOMMY	ZPR	2	11	12	25	0.50
10	7	CANETE RAYMART NINO	CVI	1	-	2	3	0.33
Total Tournament				53	333	698	1,084	1.83



Best Setters

Rk	No	Name	Team	Running Sets	Faults	Still Sets	Total Attempts	Avg. by set
1	6	MANGULABNAN Vincent Raphael	CAL	9	2	39	50	3.00
2	4	RUELA Ralph	DAV	10	-	36	46	2.50
3	8	ALI RASUL	CAR	8	-	57	65	2.00
4	2	DACLES ARGIE	NCR	7	2	38	47	1.75
5	2	ESTILLER John Ray	WVR	6	6	72	84	1.50
6	1	SARIPUDDIN ALKINO	ARM	5	2	35	42	1.25
7	5	DELA CRUZ Rodirick	CAV	4	2	65	71	1.00
8	5	ASIA GEUEL	NCR	3	1	2	6	0.75
9	5	MASECAMPO John Patrick	CRG	2	-	59	61	0.50
10	12	SANTOS Fredick	CLR	3	6	120	129	0.38
Total Tournament				62	38	937	1,037	2.14



Best Receivers

Limit: 5.00%

Rk	No	Name	Team	Excellents	Faults	Serve Receptions	Total Attempts	Eff. %
1	9	PANGAN MARK CARLO	NCR	3	-	3	6	50.00
2	4	SANCHEZ Marcelo Jr.	CAL	2	-	5	7	28.57
3	1	ESCOSIA Antoine	DAV	3	-	11	14	21.43
4	3	PAGAS Jamel	DAV	1	-	4	5	20.00
4	7	CAMPOSANO EDWARD	NCR	1	-	4	5	20.00
6	3	DE DIOS DARREN	NCR	4	-	17	21	19.05
7	2	ENCISO Mark Christian	CAL	1	-	5	6	16.67
8	9	MALENAB Joshua	CAV	2	-	11	13	15.38
9	5	BACTOL Kim Adrian	WVR	2	-	12	14	14.29
10	4	HALIE REXSON	MIM	3	1	11	15	13.33
Total Tournament				41	42	717	800	

